

**Oxfordshire Association
for Language Learning**
2026 Conference



The
Oxford
Education
Deanery




Strategies to get learners speaking authentically in language lessons.

Crista Hazell

Teacher trainer, SLE for MFL, International Education Consultant.
Development Manager for ALL & Linguascope webinar host

Who am I?

- Teacher, Traveller, Lead Learner, Questioner
 - Proud Polyglot
 - Pedagogy & Pastoral Champion
 - 25+ years in Education
 - MFL, Teaching & Learning, Leadership
 - Blogger & Author
 - ALL Development Manager
 - Teaching & Learning Consultant
 - SLE in MFL
 - Mental Health First Aider for children and adults
 - Linguascope webinar host
 - Independent Thinking Associate & Veema T&L Consultant
- @cristahazell



Association for Language Learning

Run by teachers, for teachers

Independent and dedicated to supporting language education

Join the ALL Community

Stay informed with our weekly ALLNet newsletter, termly Languages Today magazine, and the Language Learning Journal.

Connect & share through local groups, online events, and a vibrant community of teachers and researchers.

Grow professionally with peer-led CPD, practical resources, and subject updates. Shape the future and contribute to national consultations, briefings, and ALL Council.

- Exclusive partner perks
- Discounts for the flagship event
Language World 2026
- Dynamic Special Interest Groups

We Represent, Inform and Empower ALL Language Teachers

Metacognitive Pause for Thought



1. Think about your languages at in your School - What do you already know which you do not use?
2. What level of thinking is required from you in this session to challenge you?
 - Getting to grips with the basics
 - Hunting & gathering new ideas
 - Relating & incorporating ideas into your own work
 - Creating new ideas
3. What evidence of learning can you take from today and what are you actually planning to do with it?

A

B

C

D

E

F

G

H

I

J

K

L

M

N

O

P

Q

R

S

T

U

V

V

W

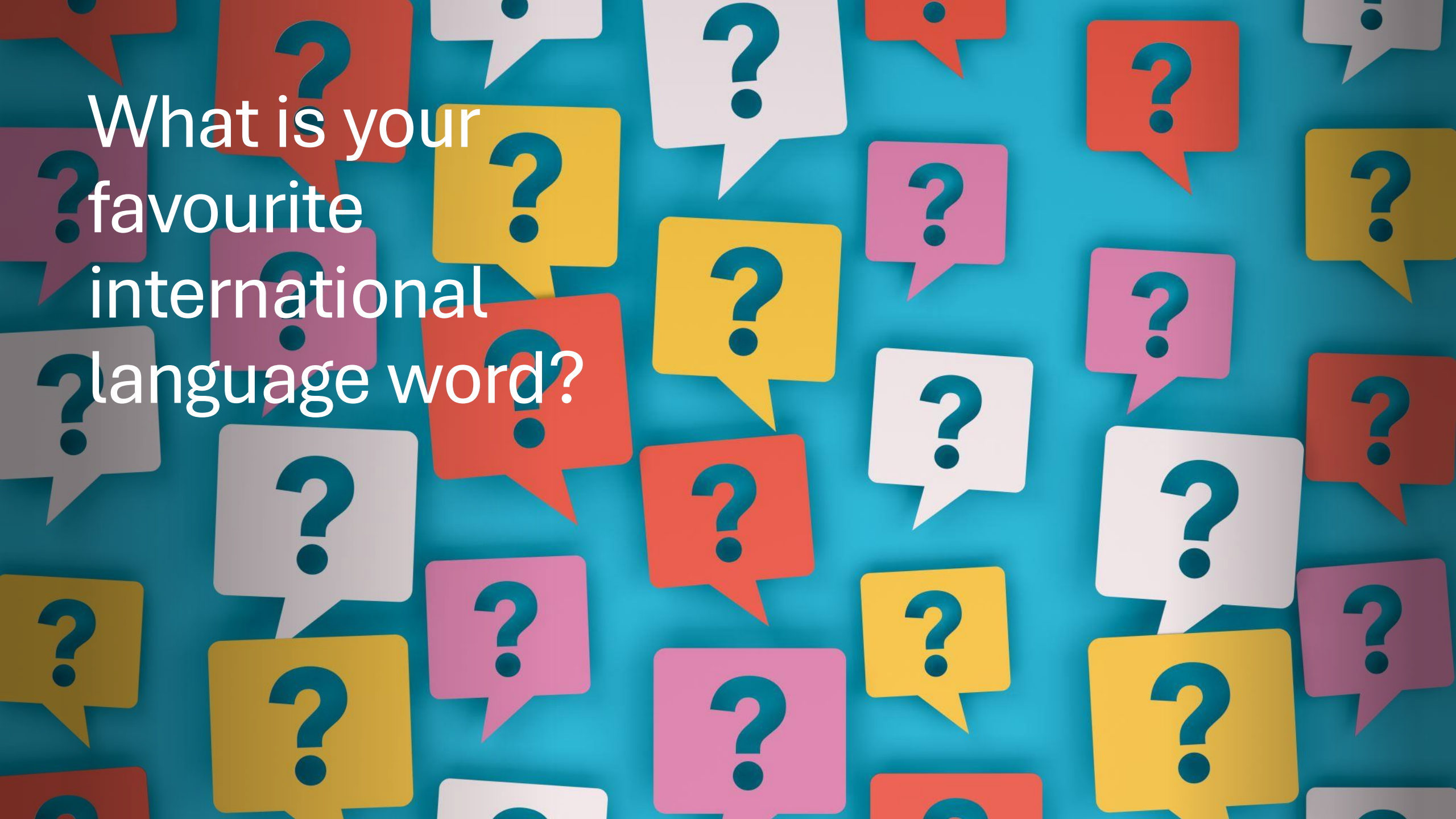
X

Y

Z

@cristahazell

What is your
favourite
international
language word?



What is it like to be a
student/pupil/language learner in your
classroom?



So, what can **we** do about this?

Raise awareness

What does a good language learner look like?

What to do if you are struggling / worried anxious

Model using target language – pausing and checking for understanding.
Dual/Tri coding target language usage with pronunciation, flashcards & gesture.

Allow for thinking time, pose, pause pounce, bounce is a brilliant strategy pause long enough for a Think, Pair, Share?

Expectations

- No opting out...
- In this classroom we speak in target language
- Class Rules for speaking (and listening)
- Teach sound spelling links in the target language
- Model use of target language
- Model thinking of how to construct answers

Ground Rules for Speaking

- Respect the speaker
- Listen
- Be prepared to ABCi
- Empower others to join in
- Prove you are listening!

Develop Good Listeners

- Prove You Are Listening
- Eye Contact
- Respect The Speaker
- Respond
- Feedback



Rules for Good Oration

- **Look At Audience**
 - **No Obstructions**
 - **No Looking Down**
 - **Praise Pace, Clarity,
Pronunciation**
 - **Stand Tall & Breathe**
- 

**Oxfordshire Association
for Language Learning**
2026 Conference



The
Oxford
Education
Deanery



DEPARTMENT OF
EDUCATION



UNIVERSITY OF
OXFORD

Strategies to get learners speaking
authentically in language lessons

1. Phonics fun

Teach decoding

- Tri-code vocabulary & grammar so learners see it, hear it and say it
- Phonics focus - Phoneme / grapheme / phonic sound of the week
- Active phonics – basketball, football, movement
- Rhyming texts in the TL [Multilingual Verses](#), [Planet phonics](#) (F,G,S)

2. Tongue Twisters

- Start slow, focus on pronunciation, intonation then pace
- Model, model, model
- Practice, practice, practice
- Finding or building your own sentences that rhyme
- [Tongue-Twister.net](https://www.tongue-twister.net)



3. True / False / Odd one out

- Exam style multiple choice questions
- Questions & Answers based on a reading comprehension
- Quotes from a text (A level)
- 2 correct, one mistake
- Storytelling
- Song lyrics

Allow thinking time – think, pair, share.

4. Your very best sentence...

Create your very best sentence about ***the topic***. Think, plan then do.

Remember to include: CORTed


- Connectives
- Opinions & Reasons / justifications
- Timeframes / Time indicators
- Extra Details

Challenge: TAILORED
Timeframes/ time indicators

Adjectives
Intensifiers
Opinions and Reasons
Extra Details

Tongue Twisters (After Phonics-Fun)

Lady Gaga porte une robe de poisson
en tissus croissant
pour avoir une boisson poire
avec le roi de Côte d'Ivoire
qui avait soixante-trois ans



created with assistance from Tom Hunt
9b.f1



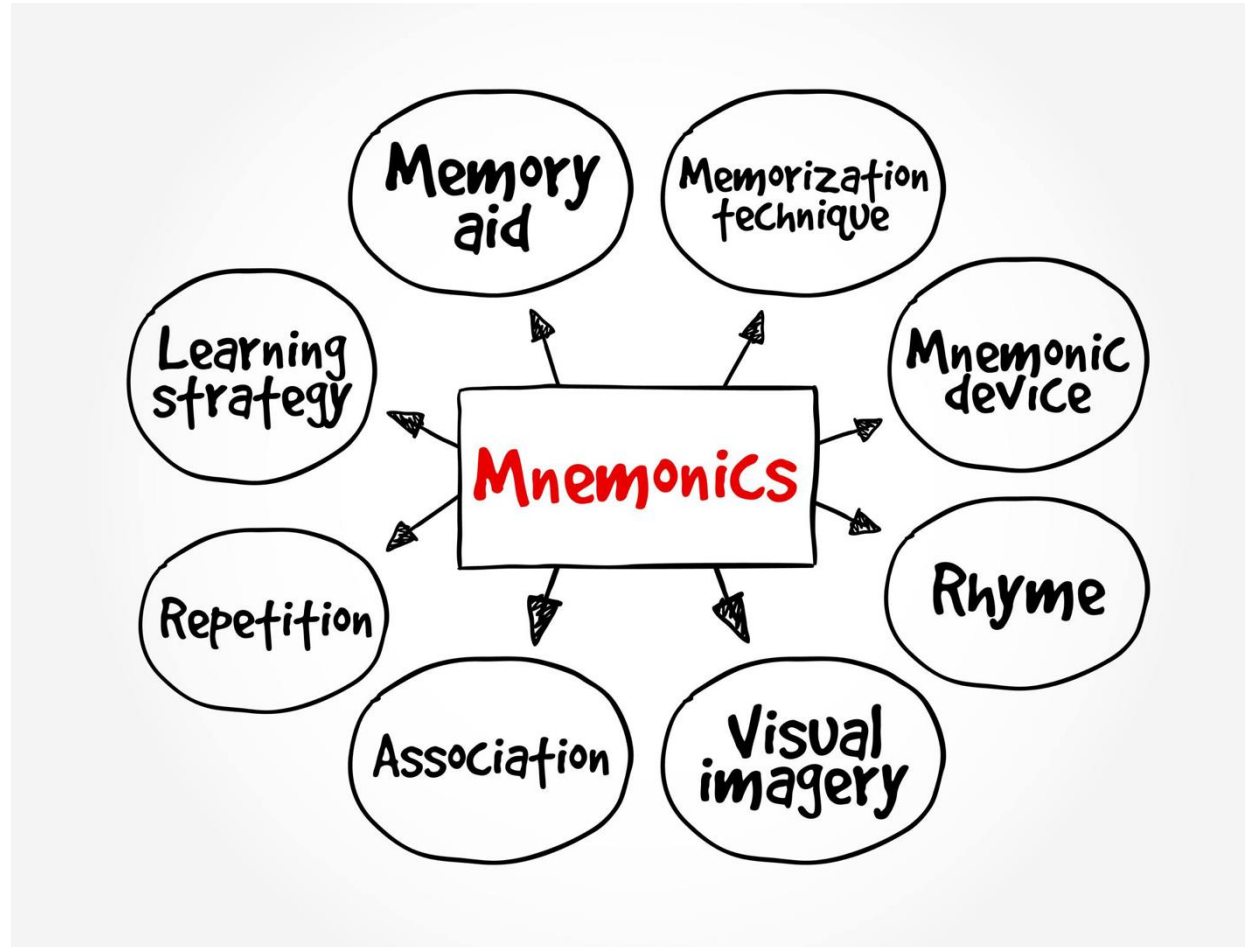
ABC: Add, Build or Challenge

Was this the very best sentence or is yours even better?

What **feedback** can you give that is kind, specific and helpful?

- I like the fact that....
- I wonder if...
- A good / great next step might be...

5. Mnemonics



Please share with me which is your favourite mnemonic for helping your learners create spoken responses by typing them in the chat.

¿Qué hay en la foto?

En la foto hay...
En la foto veo...
En la foto vemos...

Un chico/ una chica
Un niño / una niña
Una familia: la madre, el padre y dos hijos
Una pareja
Unos turistas
Unos estudiantes
Unos amigos

Pienso que...
Creo que...
Yo diría que...
En mi opinión...
A mi modo de ver...
Desde mi punto de vista...

Action - VERBS
Está / Están en...la playa
Está / Están en...la calle
Está / Están en...el colegio

Location
Está / Están...
Parece/Parecen...
contento/a/os/as
triste/s
enfadado/a/os/as
preocupado/a/os/as
estresado/a/os/as
cansado/a/os/as
tiene/n sueño
calor/frío
hambre/sed
porque...

Mood
Está / Están...
Parece/Parecen...
contento/a/os/as
triste/s
enfadado/a/os/as
preocupado/a/os/as
estresado/a/os/as
cansado/a/os/as
tiene/n sueño
calor/frío
hambre/sed
porque...

Physical Description
Tiene/n...
Lleva/n...
Es/son...

Weather
Hace...
Está...
Llueve...
Nieva...

W

P

A

L

M

Quiere/n + Infinitive
Tiene/n ganas de +infinitive
Acaba/n de +infinitive
Están a punto de +infinitive

BASED on an idea by Rachel Hawkes



A.V.O.C.A.D.O. =



1. A → Adjectives
2. V → Verbs (Variety of Verbs)
3. O → Opinions
4. C → Connectives
5. A → Adverbs
6. D → Description
7. O → ORIGINALITY

David Shanks HFLanguages
TES shop FREE!

PALMA Una descripción de la foto

En primer plano / en el fondo
delante de / detrás de
a la derecha / a la izquierda

En mi opinión / pienso que /
diría que / a mi modo de ver

People (Who)
mucha gente
tres personas
un chico / una chica
un niño / una niña
una familia: el padre, la madre y dos hijos
una pareja
unos turistas
unos estudiantes
unos amigos

Action (What)
Está(n):
comiendo / bebiendo
jugando / practicando
sonriendo/ riendo

Location (Where)
Está(n) en:
un restaurante
una biblioteca
una casa
una fiesta
una playa
una plaza

Mood (How)
Parece (n):
contento/a(s)
triste(s)
cansado/a(s)
preocupado/a(s)

Add a detail (e.g. weather)
hace sol
hace frío
hace buen tiempo
hace mal tiempo
está lloviendo
está nevando
está nublado

P

A

L

M

A

Kiarap90
TES shop FREE!

CORTed / TAILORed

C	R	O	I	S	S	A	N	T
Connectives	Reasons	Opinions	Intensifiers	Superlatives	Structures	Adverbs	Negatives	Time Phrases
Et And	parce que	Je pense que I think that	un peu a little	Je souhaite ... I wish to ...	D'habitude Usually	ne ... pas not	Aujourd'hui Today	
Aussi Also	puisque since	Je crois que I believe that	assez quite	J'espère ... I hope to ...	Normalement Normally	ne ... jamais never	Hier Yesterday	
En plus Moreover	<p>CROISSANT Display 8 examples per category. Fully editable.</p>							
Donc Therefore								
Mais But								
Avec With								

MlleE TES shop £3

- C omparatives
- R easons
- O pinions
- I ntensifiers
- S ophisticated structures
- S ubordinate clauses
- A dverbs
- N egatives forms
- T enses

Annecy74 TES shop £3

6. Read aloud

Tongue
twisters

Best
sentence

2 truths
and a lie

Rhubarbe

Text aloud

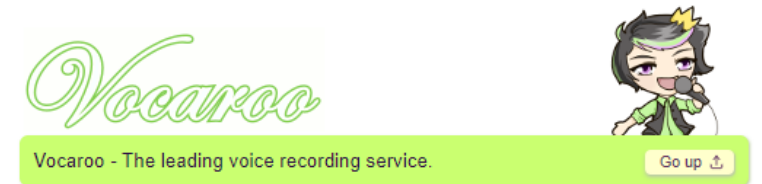

Popcorn
Reading

Trapdoor –
gap fill

All together
now

7. Voice message – record the response

- MP3 / MP4
- YouTube – School Languages Dept channel?
- [Apple Clips](#) (with bitmoji)
- [Vocaroo](#)
- [Vidnoz](#) (AI generated)
- [Hello Talk](#)**



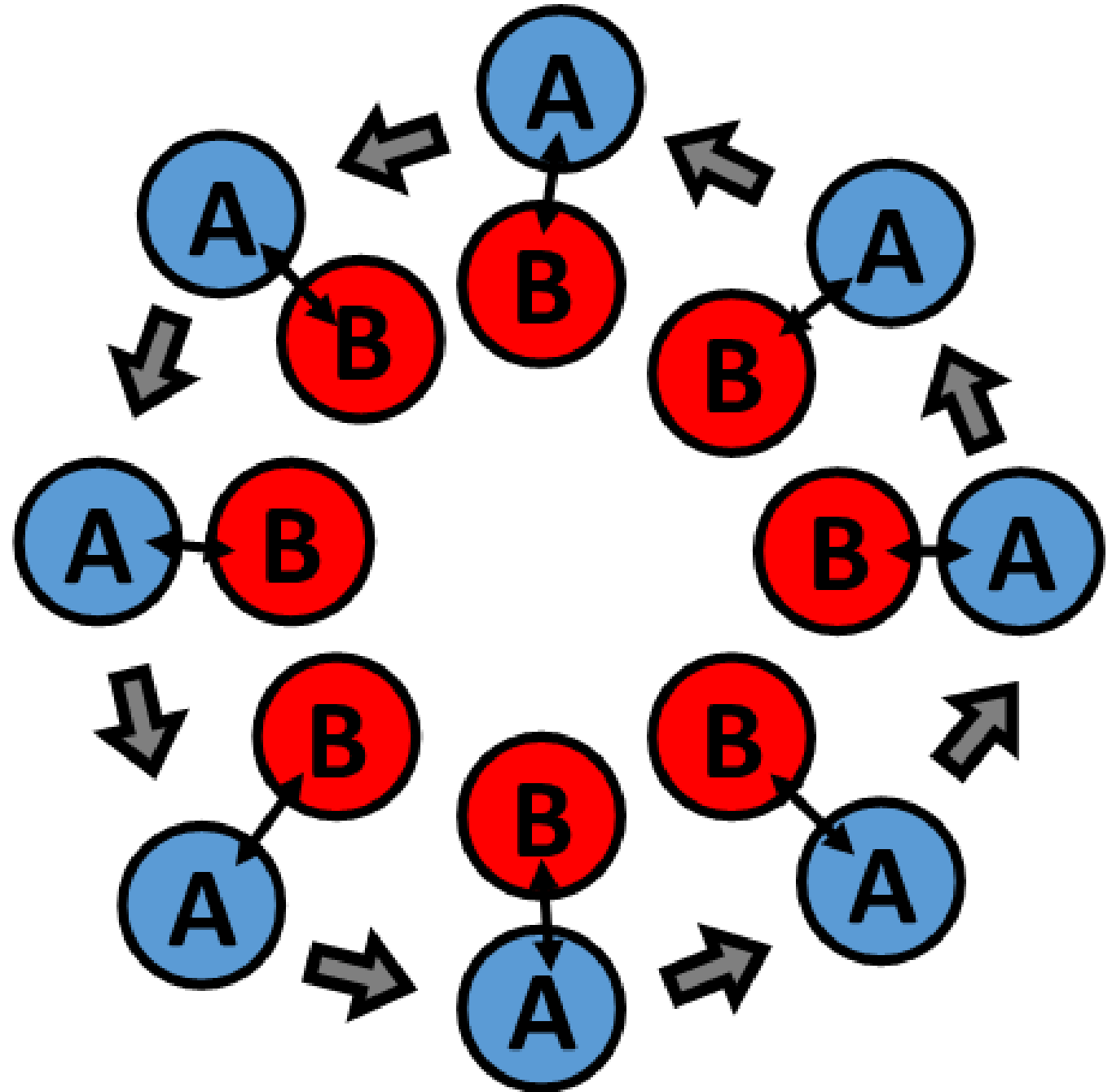
8. Output

- Speaking (and writing + creativity)
- Dramatic piece
- Role play
- Artistic piece
- Musical performance
- Poetry
- Story board
- Comic / Graphic Novel



9. Inside Outside Circle time

1. Remember who you are & where you are stood!
2. Speak as loud and clearly as you can.
3. Listeners, listen carefully and be prepared to give feedback.
4. Listen and note down your feedback.
5. Switch roles.



10. Just a minute....

- 10 seconds
- 30 seconds
- 60 seconds



11. Reviews, Podcasts, Channels, Journaling?



Digital
device



Accessible
backgrounds



Prepared
topic



SHOVI TIME

The image features a vibrant, celebratory background with a blue and purple gradient and a bokeh effect of light spots. In the upper left, three cartoon characters are depicted: a yellow character with a red visor, a character in a red and blue outfit with a tall blue hat, and a blue, bubbly character. Above the main title, several 3D gold stars in red, green, and blue are scattered. The title 'SHOVI TIME' is rendered in large, bold, 3D gold letters with a slight shadow, giving it a dynamic and festive appearance.

Thank you for listening, any questions?

- cristahazell@gmail.com
- Crista Hazell Education (Facebook)
- @cristahazell (X)
- <https://www.linkedin.com/in/crista-hazell-1a380616a/>
- cristahazell.wordpress.com

